


Road to Nowhere



Renewing America Scorecard:
Failing U.S. Transportation Infrastructure

FALLING BEHIND

OUTPACED



2011 RANKING OF U.S. INFRASTRUCTURE QUALITY, WORLDWIDE

U.S. LAPPED BY 13 COUNTRIES IN THE PAST DECADE:

Bahrain, Barbados, Canada, Japan, Luxembourg, Malaysia, Netherlands, Oman, Portugal, South Korea, Spain, Sweden, and United Arab Emirates

2002 RANKING OF U.S. INFRASTRUCTURE QUALITY, WORLDWIDE

RUNNING OUT OF ROAD

HIGHWAY MILES TRAVELED BY U.S. DRIVERS:
UP 100%

HIGHWAY MILES TO TRAVEL ON:
UP 5%

1980
TO
2006

OUT OF GAS


ANNUAL FEDERAL SURFACE TRANSPORTATION SPENDING

ACTUAL CURRENT SPENDING, IN BILLIONS

RECOMMENDED SPENDING, MAINTENANCE

RECOMMENDED SPENDING, MAINTENANCE AND IMPROVEMENT


TRANSPORTATION INFRASTRUCTURE SPENDING



The rest of the developed world spends, on average, 52.7% more of its GDP on transportation infrastructure than the United States.


FILLING THE TANK

U.S. SPENDING, AS A PERCENTAGE OF GDP



SUDDEN SHORTFALL


DEFICIT IN THE HIGHWAY TRUST FUND, IN BILLIONS



In 2008, the trust fund stopped covering U.S. highway transportation infrastructure costs.

CATCHING UP

HITTING THE GAS



66%

American voters say fully funding transportation infrastructure is either extremely (27%) or very (39%) important ...

TAPPING THE BRAKES

...but voters oppose typical options for funding it.

71%
SAY NO

NEW GAS TAXES

64%
SAY NO

NEW TOLLS

58%
SAY NO

REPLACING GAS TAX WITH A MILEAGE FEE

